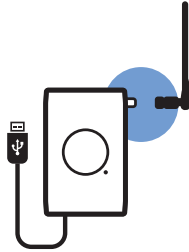




Cellular Network Module  
Quick Start Guide

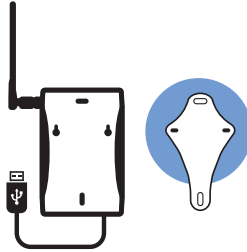
# Connecting your Cellular Network Module

in 4 simple steps!



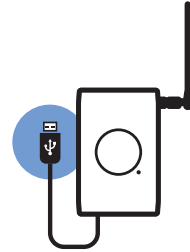
STEP 1

Attach the antenna



STEP 2

Install the mounting plate; attach  
the module via the rear clips



STEP 3

Connect via USB to your  
ACS300 or ACS6000



STEP 4

Contact Brivo Customer Care to activate your SIM Card  
and verify your firmware is up to date.

**1-866-692-7486**

*Note: Connection priority order can be changed from WebCLI. This is not typically necessary. Refer to installation guide for additional details.*